

Software for Clubs

Club Master emailer

Member contact made simple !

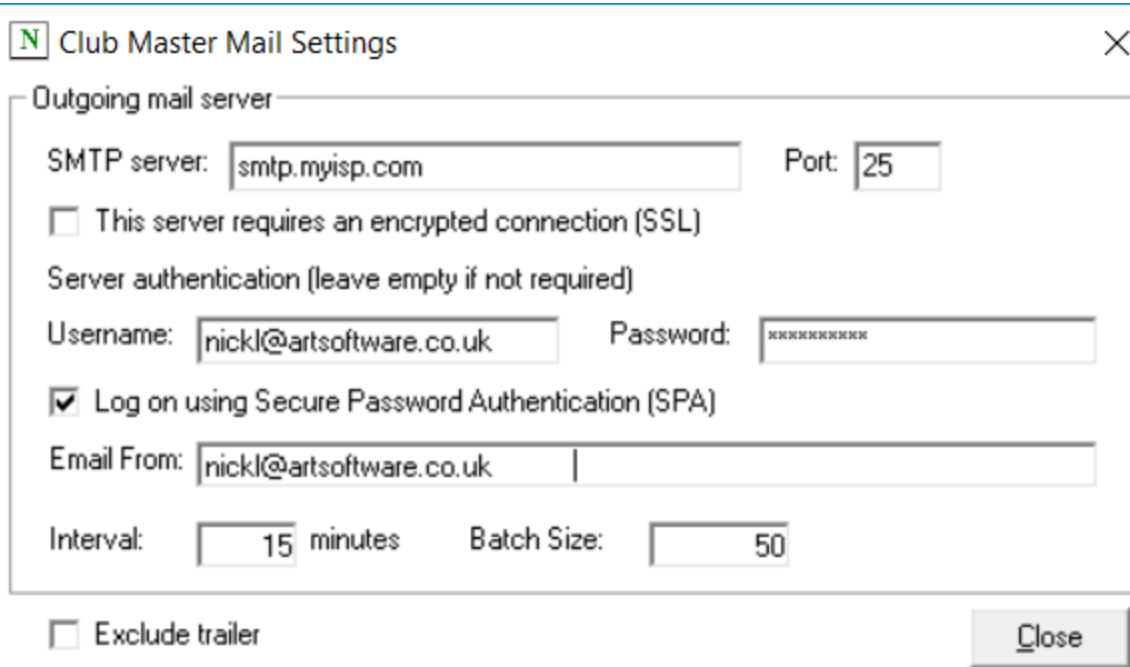
Only available from Art Software

Club Master emailer



Logging into Club Mail 6 requires a User Name and Password.
Only Club Master admin users can log in.

Club Masteremailer



The screenshot shows a dialog box titled "Club Master Mail Settings" with a close button (X) in the top right corner. The dialog is divided into several sections:

- Outgoing mail server:** A sub-section containing:
 - SMTP server: Port:
 - This server requires an encrypted connection (SSL)
 - Server authentication (leave empty if not required)
 - Username: Password:
 - Log on using Secure Password Authentication (SPA)
 - Email From:
 - Interval: minutes Batch Size:
- Exclude trailer
-

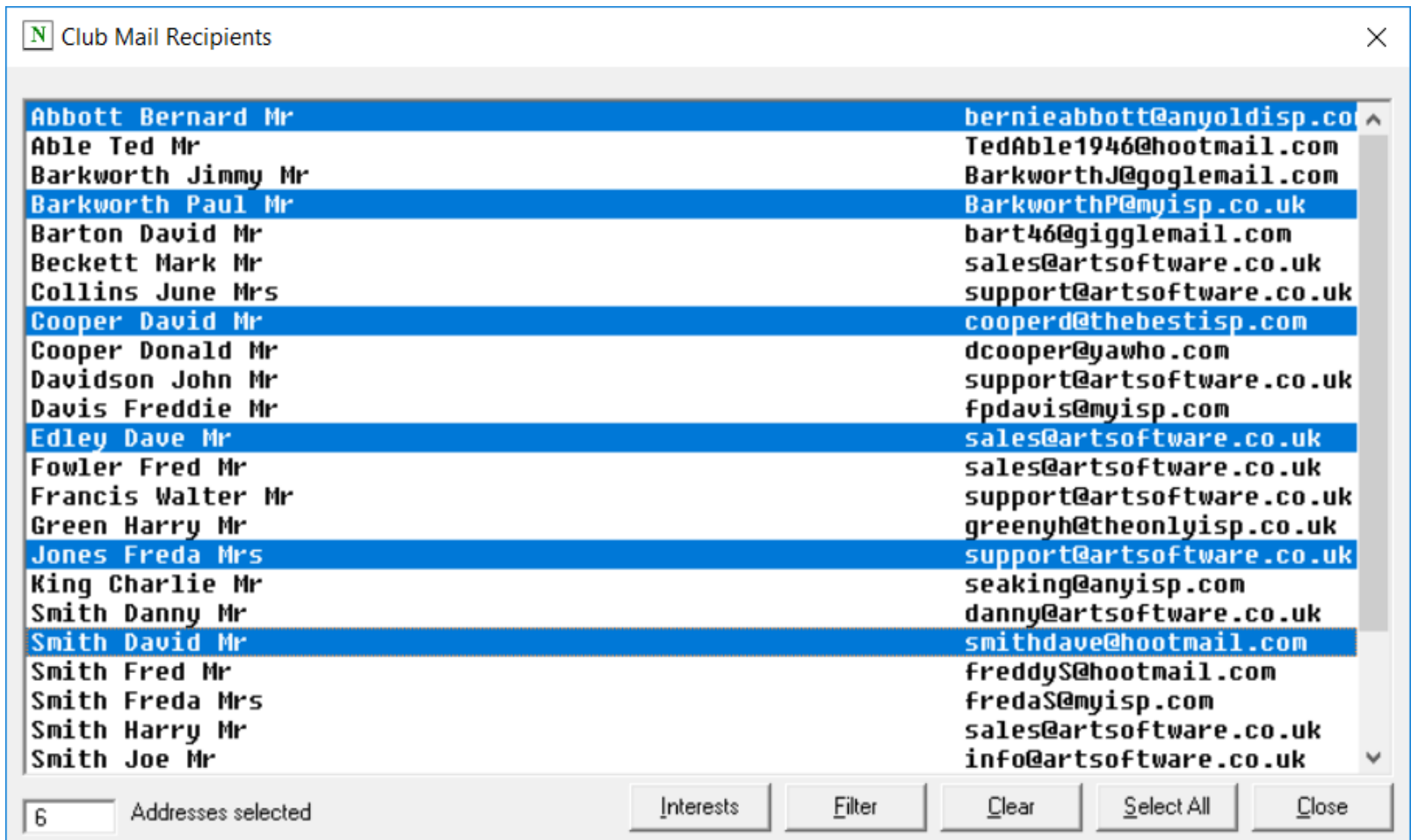
Club Mail can be used with most of the popular email providers.

Batch size and Interval settings are included for those providers who restrict the number of emails which may be sent at any one time.

When these are set Club Mail will send the number of emails in the Batch Size box and then wait the number of minutes in the Interval box.

It then sends the next batch and so on. It may be left completely unattended until all emails selected have been sent.

Club Master emailer



The screenshot shows a window titled "Club Mail Recipients" with a list of members and their email addresses. The list is as follows:

Abbott Bernard Mr	bernieabbott@anyoldisp.co
Able Ted Mr	TedAble1946@hootmail.com
Barkworth Jimmy Mr	BarkworthJ@goglemail.com
Barkworth Paul Mr	BarkworthP@myisp.co.uk
Barton David Mr	bart46@gigglemail.com
Beckett Mark Mr	sales@artsoftware.co.uk
Collins June Mrs	support@artsoftware.co.uk
Cooper David Mr	cooperd@thebestisp.com
Cooper Donald Mr	dcooper@yawho.com
Davidson John Mr	support@artsoftware.co.uk
Davis Freddie Mr	fpdavis@myisp.com
Edley Dave Mr	sales@artsoftware.co.uk
Fowler Fred Mr	sales@artsoftware.co.uk
Francis Walter Mr	support@artsoftware.co.uk
Green Harry Mr	greenyh@theonlyisp.co.uk
Jones Freda Mrs	support@artsoftware.co.uk
King Charlie Mr	seaking@anyisp.com
Smith Danny Mr	danny@artsoftware.co.uk
Smith David Mr	smithdave@hootmail.com
Smith Fred Mr	freddyS@hootmail.com
Smith Freda Mrs	fredaS@myisp.com
Smith Harry Mr	sales@artsoftware.co.uk
Smith Joe Mr	info@artsoftware.co.uk

At the bottom of the window, there is a status bar showing "6 Addresses selected" and several buttons: "Interests", "Filter", "Clear", "Select All", and "Close".

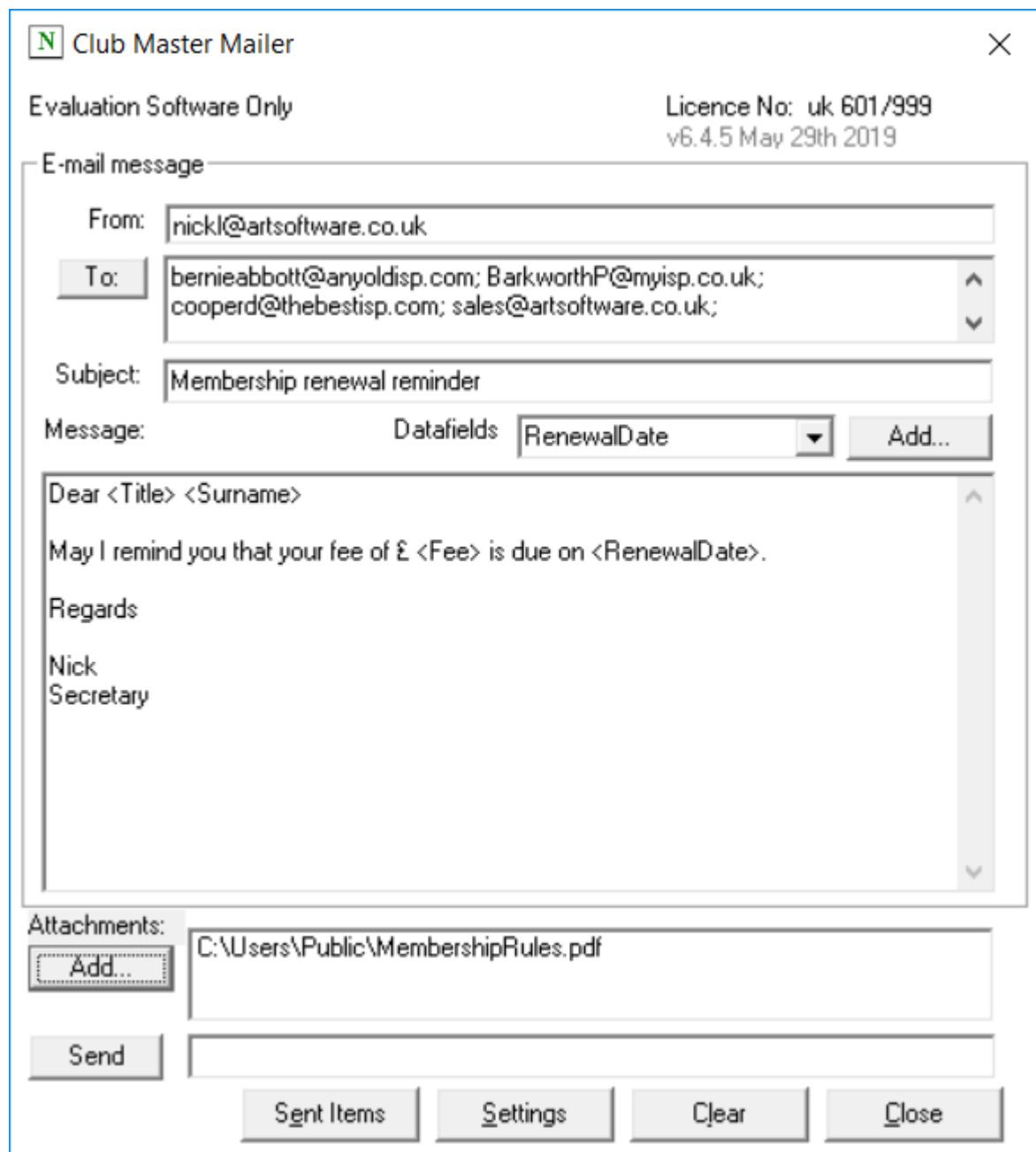
Members may be simply selected by highlighting their names or they may be selected using the three level Club Master filters. They can also be selected by interests.

Club Master emailer

Once the recipients are selected the body of the email can be completed.

Using the Datafields dropdown, fields from the member's database record may be inserted in the email body thus totally personalising the message.

Attachments may be added and then the send button can be clicked.



Club Master emailer



The screenshot shows a window titled "Club Master eMailer - Sent Items" with a close button (X) in the top right corner. The window contains a table with three columns: "Date / Time", "Recipient", and "Subject". The table has one row of data. Below the table, there is a control bar with buttons for "Sort", "Find", "From", "To", "Refresh", "Export", and "Close". The "Find", "From", and "To" buttons are followed by empty text input fields.

Date / Time	Recipient	Subject
5/6/2019 10:41	sales@artsoftware.co.uk	Membership Renewal Reminder

Sent Items records every email with recipient and subject

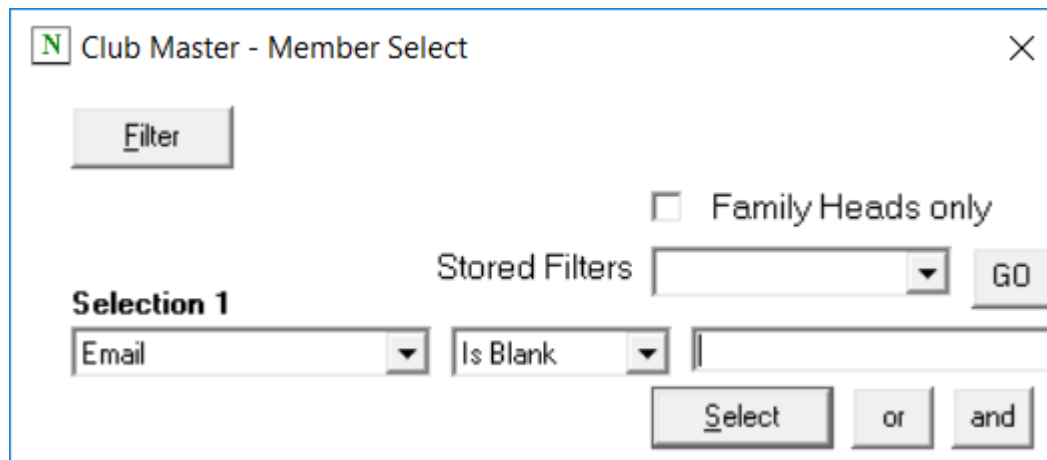
Once it starts to grow in size it may be filtered by date range or exported to Excel.

Club Master emailer

Club Master eMailer is included in our Full Support Club Master configuration and costs just £15 to add to any of our Online Support versions.

This very powerful email tool makes contacting your members a quick and easy task. And **don't forget** that each member receives an individually addressed email. They do not see any other email addresses!

And for those members who do not have an email address, create mailing labels in Club Master using this filter



The screenshot shows a window titled "Club Master - Member Select" with a close button (X) in the top right corner. Inside the window, there is a "Filter" button. Below it, there is a checkbox labeled "Family Heads only" which is currently unchecked. To the right of the checkbox is a "Stored Filters" dropdown menu and a "GO" button. Below these elements, there is a section labeled "Selection 1" containing a dropdown menu with "Email" selected, followed by a dropdown menu with "Is Blank" selected, and an empty text input field. At the bottom of this section, there are three buttons: "Select", "or", and "and".

Call 01245 466152 or email info@softwareforclubs.com